

NANO 400



SOLLEVATORE NANO 400

NANO 400 LIFT

Caratteristiche tecniche

- Comandi uomo presente, 24V
- Sicurezze elettriche
- Sicurezze idrauliche
- Portata 400kg
- Alimentazione Elettrica 220V 1ph
- Adatto per essere installato a pavimento o a scomparsa
- Completo di tubazioni idrauliche lung. 2 mt premontate per installazione centralina
- Base e leve allargate
- Uscita tubi anteriore

Dotazioni di serie

- 2 vaschette porta utensili laterali
- Rampa di salita a scomparsa
- Fermaruota
- Carter per protezione tubazioni

**Minimum height 75 mm (3")
The lowest motorbike lift
in the world!!!
The one and only
with hydraulic safety device!!!**

Technical Features

- "Dead man" controls 24V
- Electrical safety devices
- Hydraulic safety devices
- Capacity 400Kg
- Power Supply 220V 1 ph
- Suitable for recessed installation or on the floor
- Equipped with pre-mounted hydraulic pipes length 2 mt. enabling the installation of the control unit
- Base and levers extended
- Front output pipes

Standard Equipments

- 2 side tools holders
- Retractable run-up ramp
- Front safety bar
- Pipe protection cover



Centralina elettroidraulica
Electro-Hydraulic unit



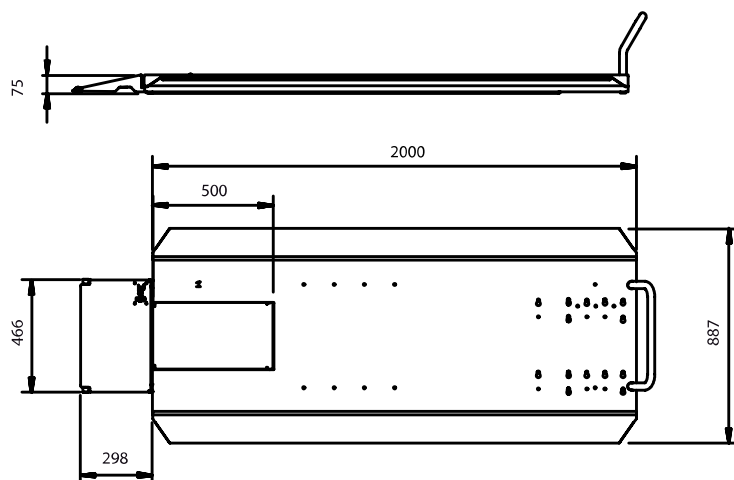
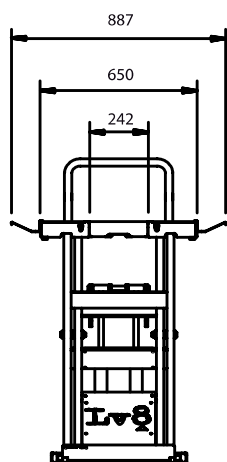
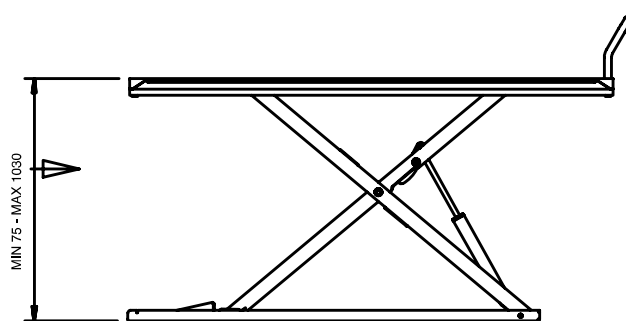
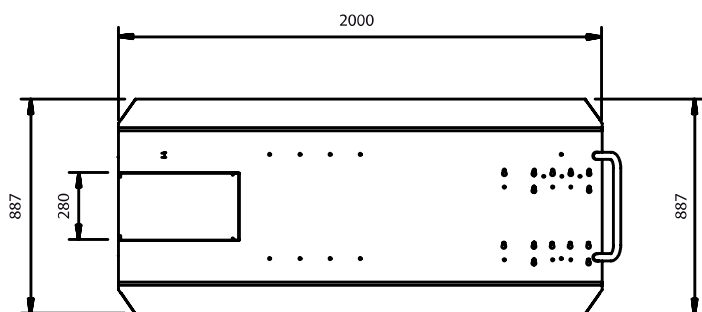
Rampa di salita a scomparsa
Retractable ramp



Gate removibile
Removable gate



Due cilindri di sollevamento
Two lifting cylinders



OPTION



ENEF350

Cornice ad incasso
cm 204x68xH8
In ground frame
cm 204x68xH8



EN350G.17L

Rampa larga (65x30 cm)
Large ramp (65x30 cm)



EN400FEK

Estensione frontale per pianale
cm. 65x35
Front Extension cm. 65x35



EIE-LTPNK01

Kit radiocomando
Remote control kit

CUSTOMIZE YOUR COLOR!



Personalizza il tuo sollevatore con i nostri kit colore
Customize your lift with our colour kits

GO TO PAGE ► 23

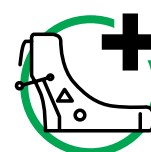
SAFETY FIRST!



Rendi il tuo sollevatore idoneo alla manutenzione delle moto elettriche
Make your lift suitable for maintenance work on electric motorcycles

GO TO PAGE ► 24

ADD THE ACCESSORIES!



Seleziona gli accessori da aggiungere al sollevatore
Select the accessories you want to add to the lift

GO TO PAGE ► 30